

## ONLINE PAYMENT OPTIONS

AISAT only accepts online payment through the following options.

*Use this account detail for Option 1 and 2.*

<b>METROBANK (Suazo Branch)</b>
Account Name: <b>AISAT Corp.</b>
Account Number: <b>668-7-668-027993</b>

### Option 1: THROUGH METROBANK

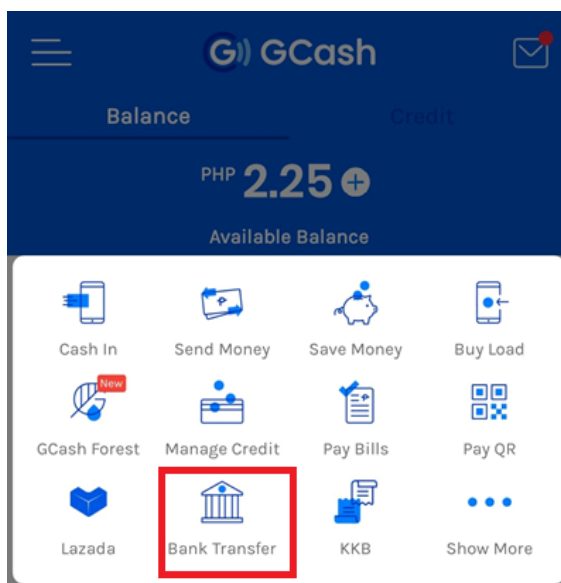
#### 1. Metrobank Branch Over-the-Counter Payment or Online Banking

Make a direct deposit to the AISAT account detailed above. Please ensure to secure a copy of the deposit slip duly verified and stamped by the teller. This serves as your proof of payment.

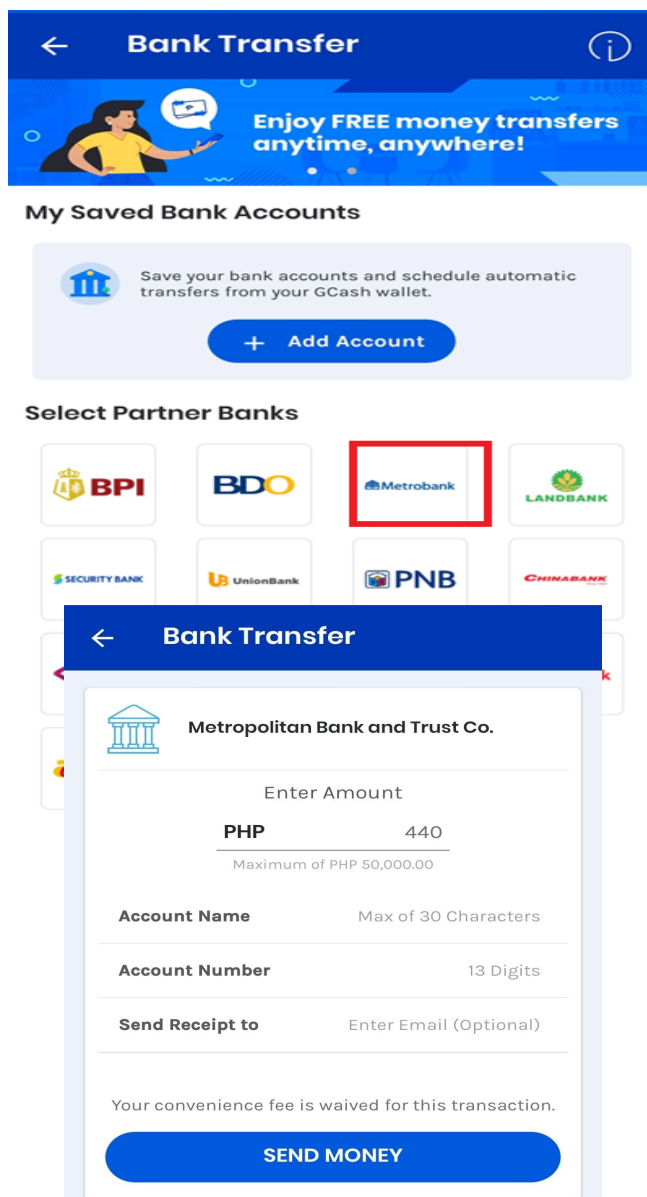
### Option 2: THROUGH G-CASH

To use this payment facility, you must be previously enrolled in G-cash.

STEP 1. Open your G-cash App, then select Bank Transfer



STEP 2. Under Partner Banks, Select Metrobank



The screenshot shows the 'Bank Transfer' screen. At the top, there's a header with a back arrow, the title 'Bank Transfer', and an info icon. Below this is a promotional banner for free money transfers. The main section is titled 'My Saved Bank Accounts' and includes a button to 'Add Account'. Underneath, there's a 'Select Partner Banks' section with a grid of bank logos: BPI, BDO, Metrobank (highlighted with a red box), LANDBANK, SECURITY BANK, UnionBank, PNB, and CHINABANK. A modal form is overlaid on the screen, titled 'Bank Transfer' and 'Metropolitan Bank and Trust Co.'. The form contains fields for 'Enter Amount' (set to PHP 440), 'Account Name' (with a 30-character limit), 'Account Number' (with a 13-digit limit), and 'Send Receipt to' (with an optional email field). A note states 'Your convenience fee is waived for this transaction.' and a large blue button at the bottom says 'SEND MONEY'.

STEP 3. Enter the amount you wish to pay, then fill out the required information for AISAT account stated above and click "SEND MONEY"

STEP 4. Enter your email address for proof of payment. (in the send receipt to field).

### Option 3: THROUGH PALAWAN EXPRESS PERA PADALA – PAYMENT ACCEPTED AT ANY BRANCH NATIONWIDE

**Note:** These payment centers may collect charges. Transactions within the day will be posted the next banking/working day.



## Instructions when paying through Palawan Express Padala

PEPP Assigned Code for AISAT


Complete Name of Student

Mobile Number of Sender

Your Own AISAT Student Number

Amount to be paid

Sender signature over printed name



**MURA, MABILIS, WALANG KUSKOS-BALUNGOS!**  
Palawan Pawnshop Building, 170 Rizal Avenue, Puerto Princesa City 5300

**SEND MONEY FORM**

Transaction Code: <b>VOD</b>	Date: _____ Time: _____
<b>SENDER:</b>	
Name	✓ <b>Juan Dela Cruz</b>
Mobile No.	✓ <b>0999 XXX XXXX</b>
Suki Card #	_____
<b>RECEIVER:</b>	
Name	✓ <b>XXXXX Asian International School of Aeronautics and Technology</b>
Mobile No.	_____
Destination Branch	_____
<b>AMOUNT</b>	✓ <b>5,000</b>
Purpose of Transaction	✓ <b>Payments</b>
Relationship to Receiver	✓ <b>Student</b>
<div style="display: flex; justify-content: space-between;"> <div>Fee</div> <div>Total</div> </div>	

By signing this form, I acknowledge that transactions under Palawan Express Pera Padala (PEPP) are subject to Anti-Money Laundering and Terrorist Financing Prevention (AML-TFP) laws and PEPP policies. Further, I attest that I have read, understood and accepted the terms and conditions of Palawan Express Pera Padala set out at the reverse side of this form.

CUSTOMER SERVICE: 09989621869 / 09173013868 / 09328508613

✓ **Juan Dela Cruz**

Signature over Printed Name  
Sender

\_\_\_\_\_

Signature over Printed Name  
PEPP Authorized Personnel

Name of School

Complete this portion



## **Important:**

### **FOR NEW STUDENTS: !!! SUBMIT YOUR PROOF !!!**

Once payment has been successfully deposited or transferred, you need to inform us of the payment you made, otherwise, your account may not be credited. Please email the proof of payment (i.e. a photo or scanned copy of validated deposit slip or a screenshot of fund transfer confirmation – write your name and student ID clearly on the deposit slip) to [cashier@aisat.edu.ph](mailto:cashier@aisat.edu.ph)

In your email, please use any of the following as “Subject” based on your transaction:

1. Payment for Outstanding balance or
2. Issuance of documents/Credentials or
3. Enrollment fee/Down payment

In the email's body, please provide the following information:

- a. Complete Name;
- b. Student ID Number;
- c. Program/College/SHS and
- d. Total amount paid

### **FOR OLD STUDENTS: !!! POST YOUR PAYMENT !!!**

Once payment has been successfully made, you need to inform us of the payment, otherwise, your account will not be credited. Please upload a photo or screenshot of your proof of payment with your name and student ID clearly written on the document and upload it in the GOOGLE CLASSROOM for PROOF OF PAYMENT.

Further, please be informed of the possibility that a payment confirmed to have been successfully transferred might bounce back to the originating bank if there are technical issues encountered (either in the originating or the destination bank) during the transfer. We will inform you when such a situation occurs upon receipt of your proof of payment.